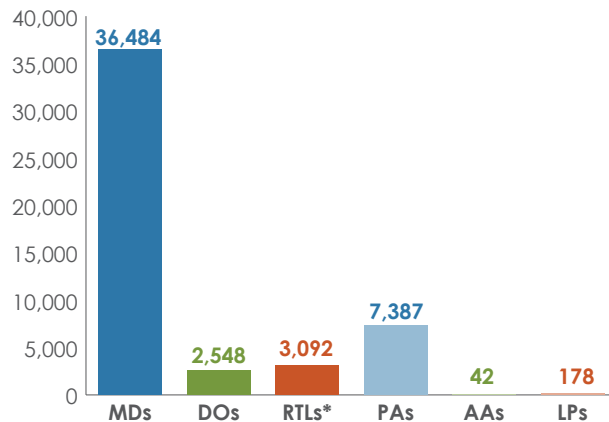


Year in Review: A look back at data from 2018

Data reflect information for the calendar year beginning Jan. 1, 2018 and ending Dec. 31, 2018

ABBREVIATIONS: MD: Allopathic Physician, DO: Osteopathic Physician, RTL: Resident Training License, PA: Physician Assistants, CPP: Clinical Pharmacist Practitioner, LP: Licensed Perfusionist, AA: Anesthesiology Assistant

TOTAL LICENSEE POPULATION



PHYSICIANS BY SEX*

Female



MDs: 11,998

DOs: 936

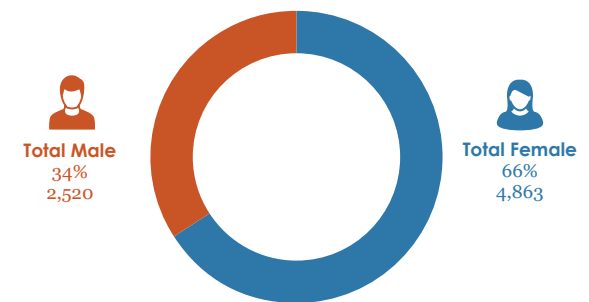
Male



MDs: 24,470

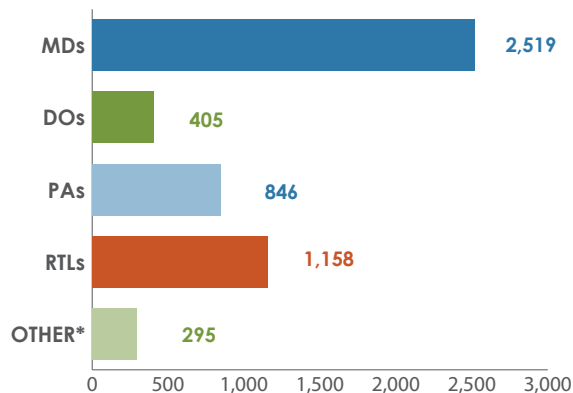
DOs: 1,612

PAs BY SEX*



* Total does not equal total population because a small number of licensees decline to state their sex

LICENSES ISSUED IN 2018



* Includes Volunteer, Limited emergency, Special permit/faculty, Perfusionists, and Anesthesiology Assistant

DATA SPOTLIGHT

DOs experienced the highest rate of year-over-year growth, with an increase of 12 percent from 2017. The total DO population has increased 57 percent since Dec. 31, 2013.

ENFORCEMENT ACTIVITY IN 2018



2,680

cases opened



2,502

cases closed



99

average # days to close a case

ENFORCEMENT ACTIVITIES BY TYPE



364

private actions



207

public actions, adverse



15

public non-adverse actions

TOP CAUSES OF PUBLIC ACTION in 2018



65

Quality of care



35

Alcohol/substance use



32

Action by out of state medical authority



28

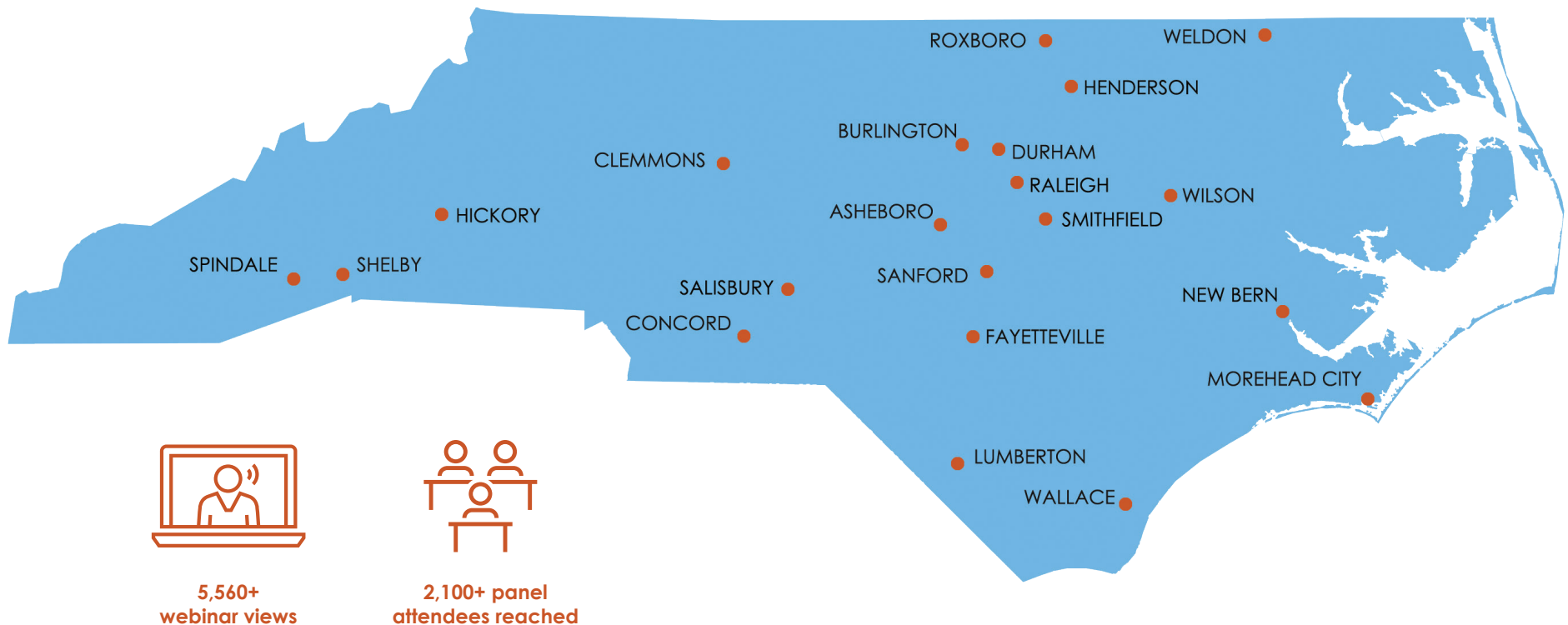
Issues with prescribing



15

Sexual misconduct/boundary

INVESTING IN OUR LICENSEES: TRAINING INITIATIVE REACHES THOUSANDS



NCMB wrapped up its controlled substances CME collaboration with Wake AHEC in 2018, organizing 22 live two-hour panel discussions during 2018 that reached more than 2,100 medical professionals in the state. A one-hour controlled substances prescribing webinar created as a companion piece to the live sessions has been viewed by more than 5,500 practitioners in 48 states and territories since it was first posted in 2017.

Viewing the webinar and attending a panel session, both offered at no charge, provided three hours of CME credit – enough to satisfy the physician or PA CME requirement for controlled substances prescribers.

NCMB and Wake AHEC are finalizing a videotaped version of the two-hour panel session, which will be available online in 2019. In addition, the one-hour webinar has been rerecorded and recertified for CME credit. Upon completion, these activities will be available at www.ncmedboard.org/prescribingCME.

Controlled Substance CME basics

Who is subject? Physicians and PAs who prescribe controlled substances

How many hours? Physicians must earn three hours during each three-year CME cycle; PAs must earn two hours during each two-year cycle.

How do I report my hours? There is no specific requirement to report controlled substances CME hours. Licensees should keep records of completed hours and be prepared to show documentation if selected for a CME compliance audit.

To see the entire 2018 Annual Report visit: www.ncmedboard.org/about-the-board/annual-reports