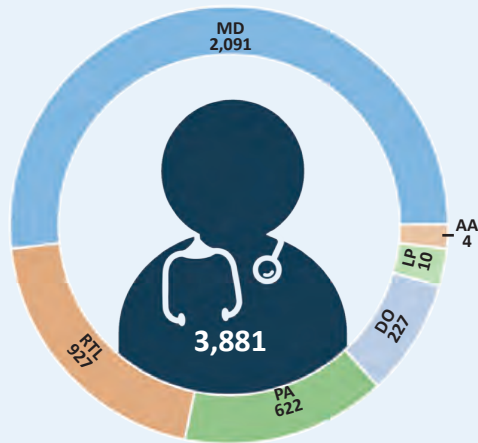


Year in Review: A look back at data from 2014

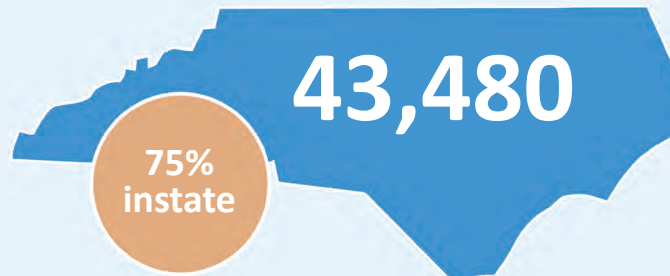
Data reflects information for the calendar year beginning Jan. 1, 2014 and ending Dec. 31, 2014

MD: Physicians, DO: Osteopathic Physician, RTL: Resident Training Licensee, PA: Physician Assistants, LP: Licensed Perfusionist, AA: Anesthesiology Assistant

TOTAL LICENSES ISSUED

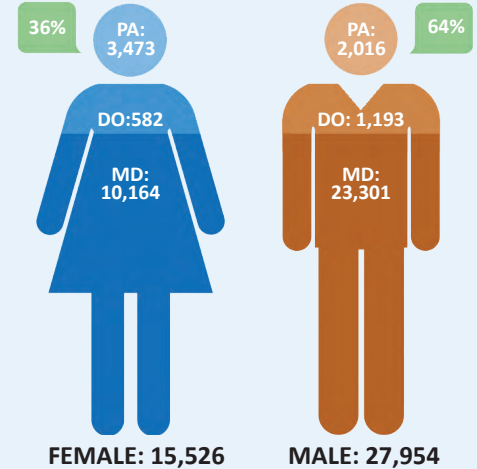


TOTAL LICENSEE POPULATION



MD: 33,465 | DO: 1,775 | RTL: 2,597
PA: 5,489 | LP: 138 | AA: 16

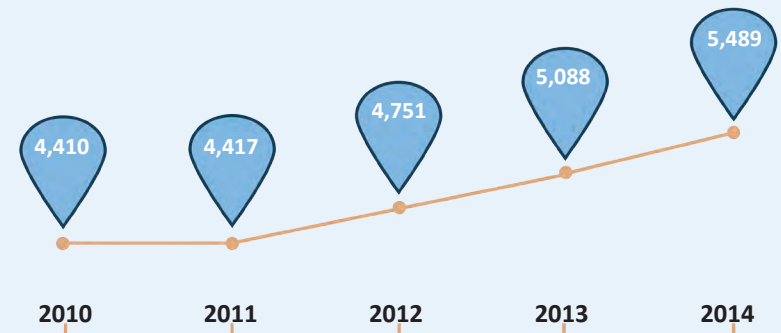
TOTAL BY SEX



PHYSICIAN ASSISTANT POPULATION BY COUNTY

Age Group	County	Count
0 - 4	Alleghany	3
	Anson	4
	Ashe	4
	Avery	1
	Bertie	4
	Camden	0
	Caswell	4
	Chowan	3
	Clay	1
	Gates	1
	Graham	1
	Greene	3
	Hyde	1
	Jones	1
	Madison	3
	Northampton	1
	Pamlico	3
	Perquimans	4
	Tyrell	0
	Warren	3
Washington	3	
Yancey	3	
5 - 9	Alexander	6
	Bladen	6
	Caldwell	9
	Cherokee	8
	Currituck	5
	Franklin	7
	Hertford	8
	Macon	7
	Martin	5
	Mitchell	7
	Montgomery	8
	Pender	9
	Person	9
	Polk	6
Richmond	6	
Stanly	9	
Stokes	9	
Yadkin	6	
10 - 20	Beaufort	15
	Chatham	15
	Dare	18
	Davie	16
	Duplin	13
	Edgecombe	15
	Halifax	12
	Haywood	14
	Hoke	11
	Jackson	19
	Lenoir	15
	Lincoln	12
	McDowell	17
	Rutherford	17
Sampson	12	
Scotland	16	
Swain	13	
Transylvania	10	
Wilkes	14	
21 - 49	Alamance	44
	Brunswick	49
	Burke	34
	Carteret	34
	Cleveland	27
	Columbus	25
	Davidson	22
	Granville	22
	Lee	27
	Nash	41
	Onslow	48
	Pasquotank	23
	Randolph	36
	Rockingham	21
	Surry	32
	Union	41
	Vance	27
	Watauga	23
	Wilson	35
50 - 615	Buncombe	212
	Cabarrus	72
	Catawba	81
	Craven	51
	Cumberland	262
	Durham	369
	Forsyth	412
	Gaston	78
	Guilford	272
	Harnett	51
	Henderson	50
Iredell	65	
Johnston	61	
Mecklenburg	615	
Moore	93	
New Hanover	202	
Orange	78	
Pitt	136	
Robeson	61	
Rowan	59	
Wake	563	
Wayne	53	
TOTAL	In State	4,962
	Out of State	526
	Grand Total	5,488

PHYSICIAN ASSISTANT POPULATION GROWTH



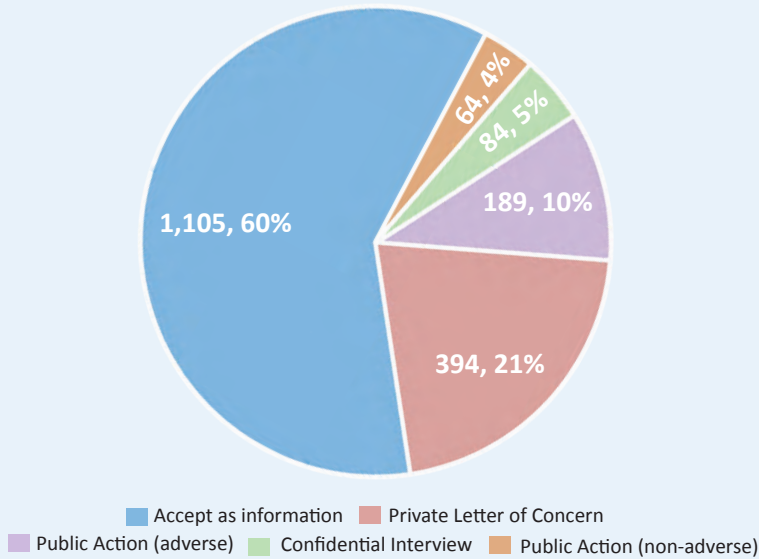
Physician assistants are the fastest growing licensee group regulated by the NCMB. In each of the past three years, the annual growth in the PA licensee population has exceeded 7 percent, and the PA population has increased by nearly 25 percent since 2010. By comparison, the number of licensed physicians has increased by about 4.5 percent since 2010. Current physician population data is available in the NCMB's 2014 Annual Report, available online at www.ncmedboard.org

FINES RECEIVED

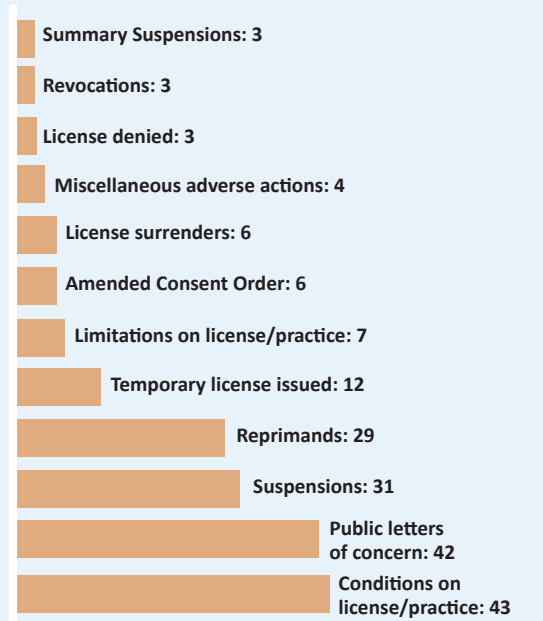
Fines collected benefit the NC Department of Education.



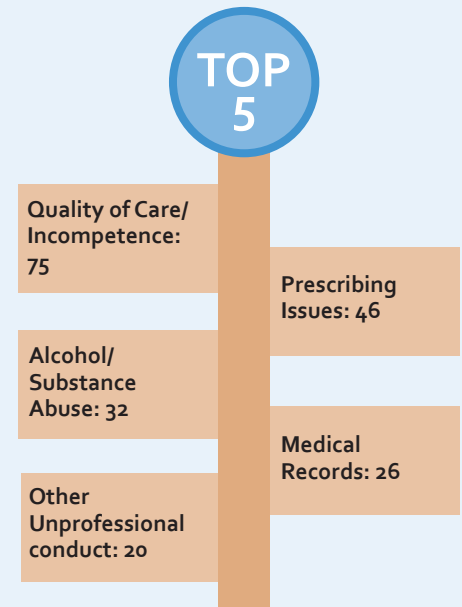
PUBLIC & PRIVATE ENFORCEMENT ACTIVITIES**




ADVERSE ACTIONS



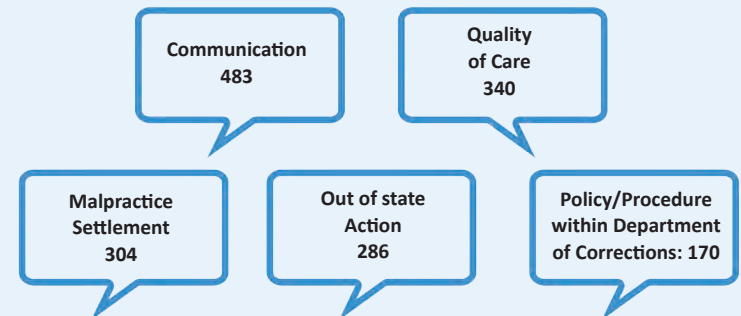
CAUSES OF PUBLIC ACTION



COMPLAINTS BY YEAR



TOP FIVE DISCIPLINARY CASE ALLEGATIONS



Total complaints received in 2014: 1,304