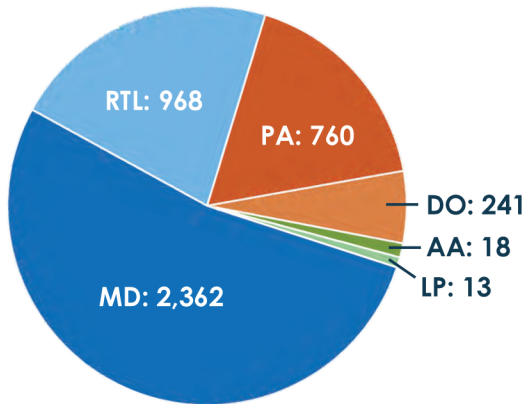


# Year in Review: A look back at data from 2016

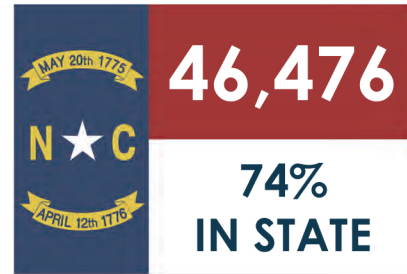
Data reflects information for the calendar year beginning Jan. 1, 2016 and ending Dec. 31, 2016

**ABBREVIATIONS:** MD: Physicians, DO: Osteopathic Physician, RTL: Resident Training License, PA: Physician Assistants, CPP: Clinical Pharmacist Practitioner, LP: Licensed Perfusionist, AA: Anesthesiology Assistant

## TOTAL LICENSES ISSUED



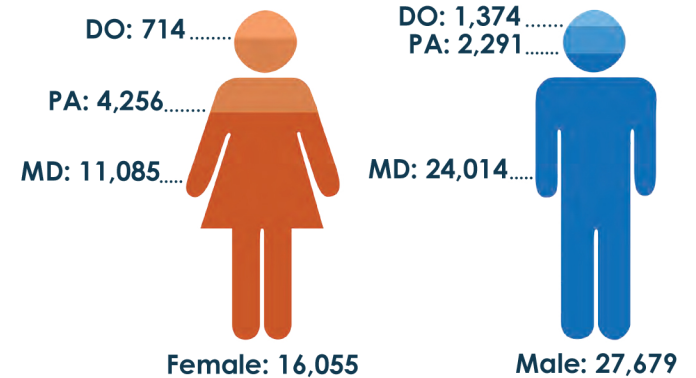
## TOTAL LICENSEE POPULATION



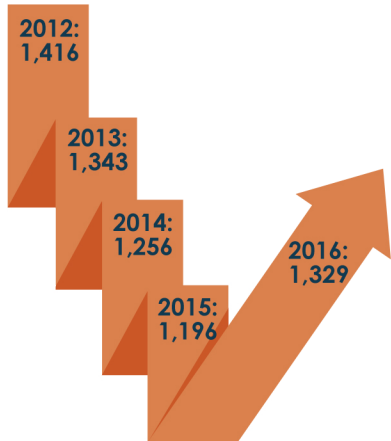
MD: 35,060 | PA: 6,391 | RTL: 2,761  
DO: 2,074 | LP: 148 | AA: 42

## TOTAL BY SEX

\*Data reflect active licensees as of March 2017



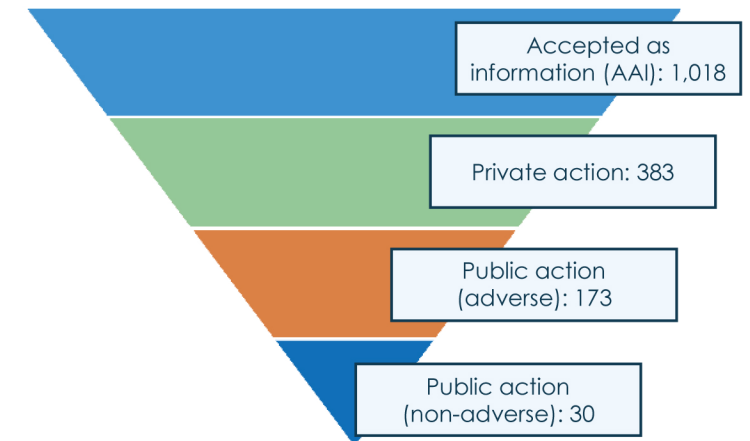
## COMPLAINTS BY YEAR



## CASES OPENED BY PRIMARY ALLEGATION



## ENFORCEMENT CASE OUTCOMES, 2016



## TOP CAUSES OF PUBLIC ACTION



**79**  
Quality of Care



**36**  
Issues with Prescribing



**22**  
Unprofessional/unethical conduct



**21**  
Alcohol/substance use



**18**  
Sexual misconduct/boundary

## BUDGET OVERVIEW

**\$9  
Million**

NCMB's total revenue for the 2016 budget year. The primary sources of revenue are license application and renewal fees.

**\$8.9  
Million**

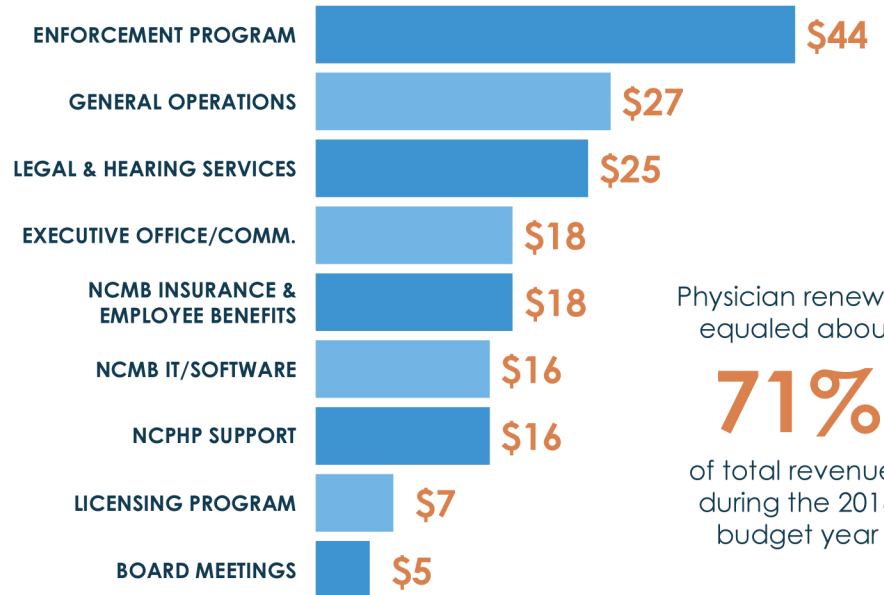
The annual budget distribution covers all expenses incurred as part of NCMB's work as well as general operations and expenses such as insurance and employee benefits.

**\$825,900**

About 9 percent of NCMB's budget for 2016 was dedicated to direct support of the NC Physicians Health Program

## PHYSICIAN RENEWAL REVENUE

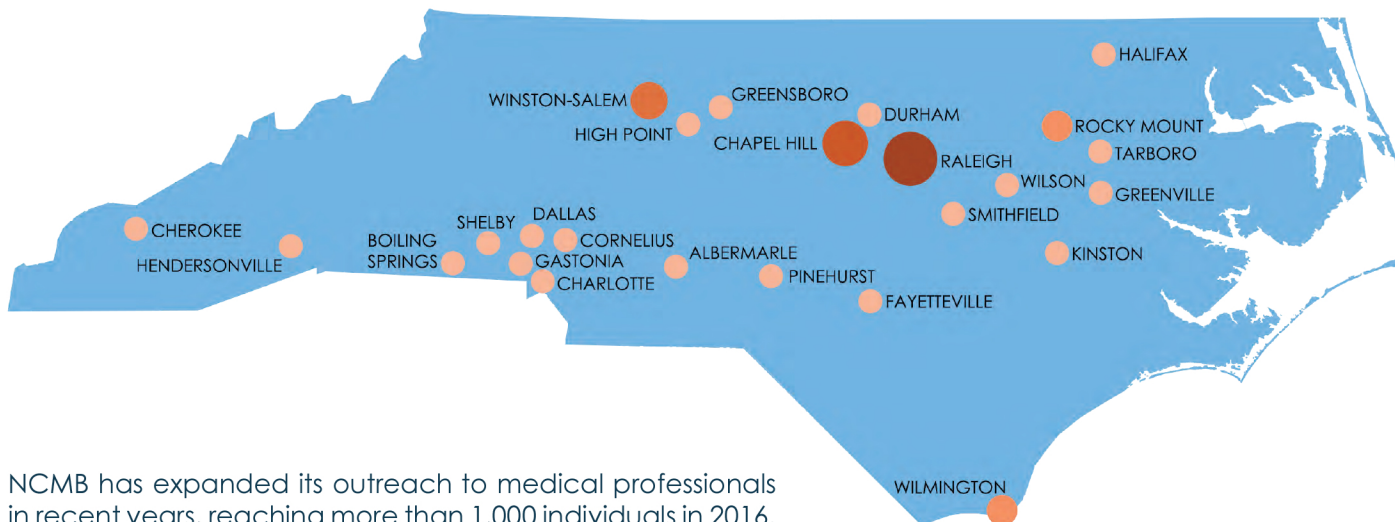
Assuming renewal revenue is split evenly among all budget priorities, for every \$175\* renewal, a physician paid:



Physician renewals equaled about  
**71%**  
of total revenues during the 2016 budget year

\*The physician renewal rate was \$175 until October 1, 2016, when it increased to \$250. Total exceeds \$175 due to rounding.

## THE REACH OF NCMB'S OUTREACH



NCMB has expanded its outreach to medical professionals in recent years, reaching more than 1,000 individuals in 2016.

## GROUPS PRESENTED TO

|                             |    |
|-----------------------------|----|
| Professional Groups.....    | 20 |
| Hospital/health system..... | 10 |
| Residency Programs.....     | 9  |
| PA Program.....             | 6  |
| Medical Schools.....        | 1  |

\*Excludes presentations given in out of state locations or held online.